

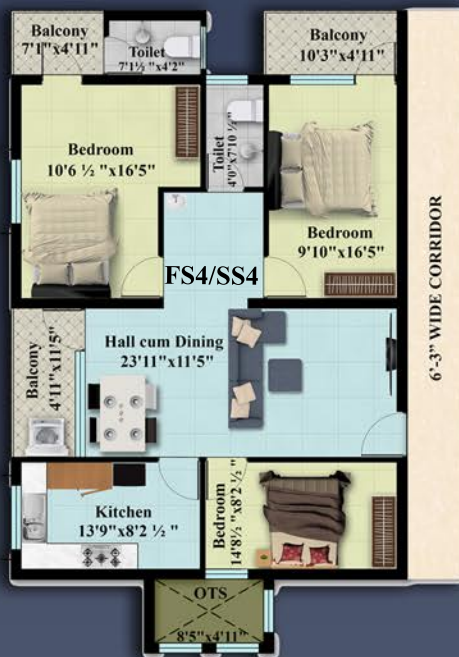
# M.V. MAITHRI

## GROUND FLOOR AND FS4/SS4 PLAN



FS4/SS4

KEYPLAN



NORTH FACING



**FS4/SS4**

SUPER BUILT UP AREA - 134.43 SQM (1447 SQFT)  
 U.D.S. AREA - 76.82 SQM (827 SQFT)



SUPER BUILT UP AREA

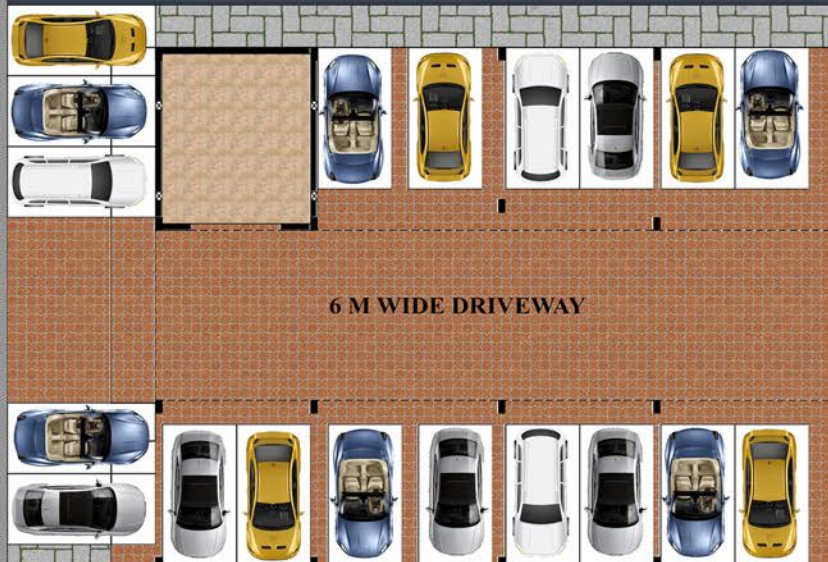
UDS AREA

GN1 107.55 SQM (1158 SQFT) 61.46 SQM (662 SQFT)

GS1 93.75 SQM (1009 SQFT) 53.57 SQM (577 SQFT)

GS2 101.47 SQM (1092 SQFT) 57.98 SQM (624 SQFT)

SAI AVENUE MAIN ROAD

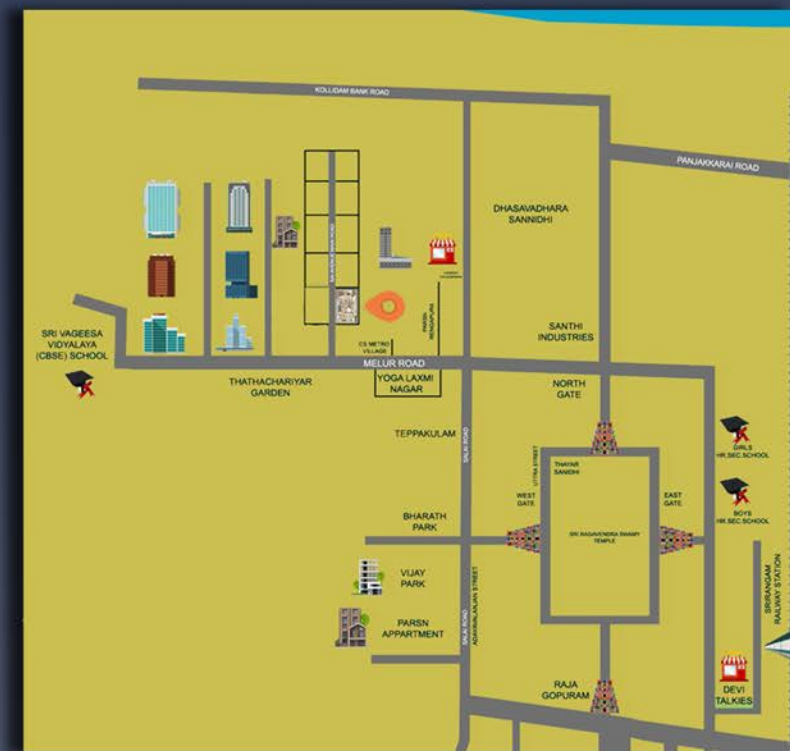


6 M WIDE DRIVEWAY



### Location-Advantages

- > 700 mtr from Srirangam Thayar sanathi
- > Lush green environment
- > 2Kms - from Bus stand/ Railway station
- > 3 kms - from Government Butterfly park



### Salient features

- Rera Registered :
- Clear title.
- Lift Facility.
- Vasthu plans.
- Marked Car parking.
- CCTV provisions.

### Lighting and Utilities

- 2Nos of Borewell.
- Corporation water.
- UGD connections.
- Daylight optimized Architecture.

### Special Specification (Optional)

- Modular Kitchen with SS accessories.
- Built in Wardrobe and Cupboards.
- False ceiling with LED fittings.

# M.V.BUILDERS

SITE: Melur road(on way to vageesa school), Srirangam,  
Trichy -620006. T.S. NO: 1037/18 & 1037/19

### CONTACT:

- +91 98424 30871
- murlidhar28@gmail.com
- www.mvbuilders.in





# M.V. MAITHRI

*ELEGANT HOME*

MEMBER  
**CREDAI**

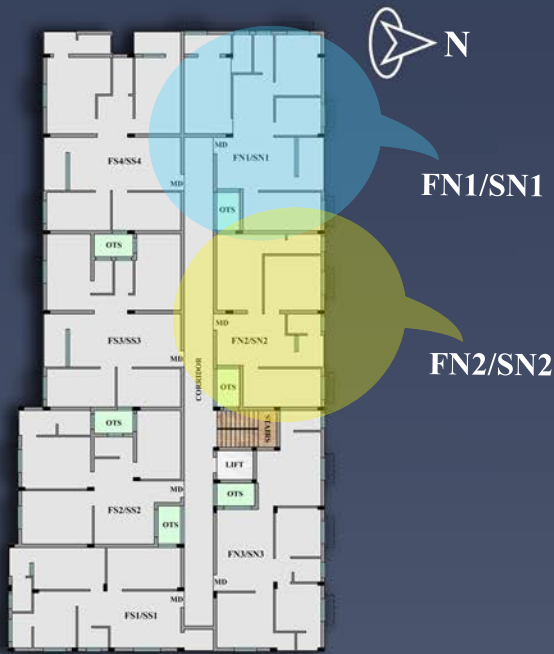


RERA  
REGISTERED

TN/16/BUILDING/  
0280/2023



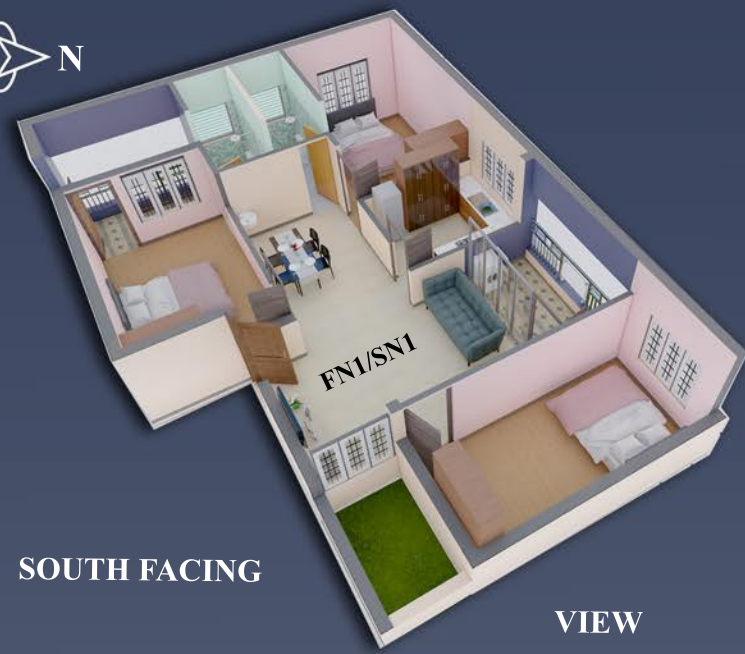
**M.V. MAITHRI  
FIRST AND SECOND FLOOR PLAN**



KEYPLAN



SOUTH FACING



VIEW

	<u>FN1/SN1</u>	<u>FN2/SN2</u>
SUPER BUILT UP AREA -	119.07 SQM (1282 SQFT)	90.20 SQM (971 SQFT)
U.D.S. AREA -	68.04 SQM (732 SQFT)	51.54 SQM (555 SQFT)



SOUTH FACING



VIEW

**M.V. MAITHRI  
FIRST AND SECOND FLOOR PLAN**



**GN1/FN3/SN3**

**GS1/FS1/SS1  
KEYPLAN**

	<u><b>FN3/SN3</b></u>	<u><b>FS1/SS1</b></u>
<b>SUPER BUILT UP AREA -</b>	<b>107.15 SQM (1153 SQFT)</b>	<b>93.75 SQM (1009 SQFT)</b>
<b>U.D.S. AREA -</b>	<b>61.23 SQM (659 SQFT)</b>	<b>53.57 SQM (577 SQFT)</b>



**SOUTH FACING**



**VIEW**



**NORTH FACING**



**VIEW**



**M.V. MAITHRI  
FIRST AND SECOND FLOOR PLAN**



**KEYPLAN**

**FS3/SS3**

**GS2/  
FS2/SS2**



**NORTH FACING**



**VIEW**

**FS2/SS2**

**FS3/SS3**

**SUPER BUILT  
UP AREA - 100.60 SQM  
(1083 SQFT)**

**116.15 SQM  
(1250 SQFT)**

**U.D.S. AREA - 57.49 SQM  
(619 SQFT)**

**66.37 SQM  
(714 SQFT)**



**NORTH FACING**



**VIEW**